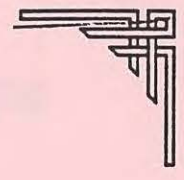
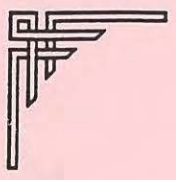


DLevy



LITTLE ATHLETICS N.S.W.
FAMILY FUN AND FITNESS

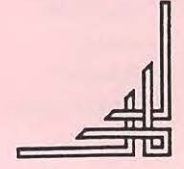
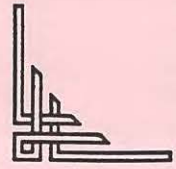


presents the
**1997 State
Multi Event
Championships**



RESULTS

**Illawarra Regional Athletic Centre
Beaton Park, Gwynneville
March 1 & 2, 1997**



LITTLE ATHLETICS ASSOCIATION OF NEW SOUTH WALES INC.
Results - State Multi-Event, Wollongong
March 1 & 2, 1997

BOYS

1. J Evans	Sutherland	1681
2. K Gordon	Coffs Harbour	1562
3. A Connell	Bowral	1547
4. M Tahana	Holroyd	1501
5. Z Hayes	Campbelltown	1425
6. J Idris	Bankstown Sports	1416
7. D Zisti	Riverstone	1325
8. B Woodham	Green Valley	1321

UNDER 7

1. K Pymont
2. S Coiro
3. C Brett
4. T Massey
5. C Da Costa
6. R O'Connor
7. S Iannella
8. C Garde

GIRLS

Dapto	1630 REC ✓
Tiger Wests	1286
Wyong	1281
Terrigal/Wamberal	1218
Smithfield	1210
Coffs Harbour	1140
Lake Illawarra	1088
Nth Districts	1084

UNDER 8

1. P Windred	Wollondilly	2614 REC ✓
2. B Thomas	Randwick/Botany	2449
3. S Hall	Ambarvale	2362
4. R Lawson	Wyong	2265
5. N Smith	Wollongong City	2239
6. J Kovis	St George	2066
7. J Tory	Western Suburbs	2010
8. A Muzevic	Wollondilly	2005

1. J Roughan	Terrigal/Wamberal	2114
2. K Osborne	Helensburgh	1983
3. N Dal Cin	Western Suburbs	1879
4. J Mansell	Sutherland	1824
5. E Alchin	Nth Districts	1809
6. K Grimshaw	Nth Suburbs	1799
7. A Allen	Nepean	1761
8. A Cassilles	Mt Pritchard	1751

UNDER 9

1. M Knox	Terrigal/Wamberal	3774 REC ✓
2. N Stephens	Bankstown Sports	3731
3. N McKay	Camden	3642
4. B Richards	Macquarie Shores	3548
5. R Howitt	Woodberry	3536
6. N McBriarty	Wollongong City	3528
7. A Smith	Nth Rocks/C'ford	3438
8. S Blackett	Colyton/St Clair	3418

1. S Martin	Manly Warringah	3456
2. E Herms	Eastlakes	3343
3. K Payne	Warradale	3227
4. K Hill	Wagga PYC	3141
5. J Shea	Greystanes	3052
6. C Morley	Ingleburn RSL	3028
7. D Gregson	Albion Park	3011
8. R O'Neill	Illawong	3009

UNDER 10

1. A Huntingdon	Sutherland	4167
2. C Wallace	Wollongong City	4150
3. S Smith	Port Hacking	4063
4. C Rudduck	Colyton/St Clair	3941
5. M Duncan	Randwick/Botany	3839
6. S Lee	Revesby Workers	3830
7. S Grech	Colyton/St Clair	3813
8. A Richardson	Revesby Workers	3681

1. E Glover	Randwick/Botany	3552
2. M Vidigal	Holroyd	3417
3. S Alchin	Nth Districts	3404
4. E Bornstein	Nth Suburbs	3363
5. K Corbett	Nepean	3354
6. C Fleming	Mt Drutt	3343
7. K May	Ambarvale	3312
8. C Maciejewski	Milton-Ulladulla	3251

UNDER 11

1. A Frith	Manly Warringah	4600 REC ✓
2. J Reddy	Sutherland	4480
3. A Crump	Wyong	4358
4. C Barakat	St George	4263
5. N Hatch	Ku-Ring-Gai	4249
6. G Manser	Warradale	4202
7. J Finkernagel	Shoalhaven	4201
8. W Dennis	Holroyd	3958

1. K Green	St George	4300 REC ✓
2. V Ware	Port Hacking	4090
3. S Garde	Nth Districts	4007
4. A Farcic	Parramatta	3825
5. M Thornton	Wollondilly	3813
6. J Lekkas	Springwood	3758
7. N Halatau	Nth Suburbs	3667
8. T Speechley	Manly Warringah	3664

UNDER 12

1. A Cooke	Bowral	4683	1. B Johnson	Nth Suburbs	4392
2. G Davis	Manly Warringah	4580	2. J Woods	Revesby Workers	4234
3. M Carter	Edgeworth	4380	3. V Wilcox	Terrigal/Wamberal	4207
4. J Thornell	Green Valley	4340	4. V Byrne	Manly Warringah	3986
5. H Mawson	Manly Warringah	4256	5. L Spencer	Gosford	3969
6. B Hall	Ambarvale	4247	6. A Vane	Bankstown Sports	3945
7. P Stickler	Ambarvale	4168	7. J Fry	Wellington	3932
8. G McConnell	Girraween	4142	8. R Junor	Penrith	3919

UNDER 13

1. A Abou Mahmoud	Winston Hills	6299	1. B Conry	Macquarie Shores	5520
2. B Kirkby	Balmain	6191	2. L Howell	Sutherland	5393
3. A Vasilopoulos	Balmain	6098	3. P Carey	Hills District	5229
4. E Wood	Manly Warringah	5874	4. R Gartner	Manly Warringah	5165
5. F Lapierre	Blacktown	5606	5. D Whittington	Ambarvale	5037
6. C Carter	Woodberry	5572	6. E Nolan	Wagga PYC	4875
7. G Sloane	Lake Illawarra	5546	7. L Wiedl	Albion Park	4848
8. S Fotheringham	Port Macquarie	5469	8. L Rossen	Sutherland	4846

UNDER 14

1. L Rooney	Springwood	6628	1. S Gabreal	Parramatta	5732
2. P Nichols	Gosford	6397	2. L Antill	Ku-Ring-Gai	5593
3. A Comincioli	Mudgee	6345	3. T Coddington	Bellinger Valley	5419
4. J Burt	Nth Rocks/C'ford	6311	4. K Kovacevic	Highlanders	5336
5. B Harradine	Macquarie Shores	6252	5. D Donnelly	Manly Warringah	5313
6. D Neave	Hills District	6250	6. E Brett	Wyang	5299
7. S Yu	St George	5986	7. L Licuanan	Ku-Ring-Gai	5229
8. C Starrett	Macquarie Shores	5985	8. S Dickson	Goulburn	5097

UNDER 15

1. D Geddes	Manly Warringah	7655	REC ✓	1. H McPherson	Macquarie Shores	6339	REC ✓
2. S Jacenko	Balmain	7513		2. J Hodges	Rutherford	5905	
3. R Windsham	Manly Warringah	7410		3. B Sanders	Sutherland	5868	
4. T Wignell	Smithfield	7188		4. D Kearney	Hills District	5603	
5. H McCue	Albion Park	6672		5.= F Korosy	Manly Warringah	5481	
6. J McMillan	Macquarie Shores	6629		5.= B Jeffrey	Wyang	5481	
7. D Barburan	Winston Hills	6510		7. K Pope	Bowral	5433	
8. G Baker	Nth Suburbs	6478		8. L Burnes	Manly Warringah	5286	

UNDER 7 BOYS

LITTLE ATHLETICS OF N.S.W. MUTLI-EVENT POINT SCORE

ENTERED 11-Mar 07:44 PM

PLACE *	COMPETITORS NAME	CENTRE	TOTAL * POINTS	SHOT PUT DIST.	LONG JUMP POINTS	100 METRES TIME	PACK START POINTS				
1	EVANS, Jake	400 * Sutherland	1,681 *	6.22 *	436 *	3.15 *	378 *	16.20 *	440 *	1.450 *	427 *
2	GORDON, Kevin	59 * Coffs Harbour	1,562 *	5.61 *	405 *	3.20 *	396 *	16.80 *	375 *	1.491 *	386 *
3	CONNELL, Aaron	76 * Bowral	1,547 *	5.21 *	371 *	3.08 *	360 *	16.20 *	440 *	1.501 *	376 *
4	TAHANA, Manahi	78 * Holroyd	1,501 *	7.64 *	507 *	3.15 *	378 *	15.90 *	476 *	2.194 *	140 *
5	HAYES, Zachery	193 * Campbelltown	1,425 *	5.06 *	356 *	2.79 *	270 *	16.70 *	385 *	1.463 *	414 *
6	IDRIS, Jamal	243 * Bankstown Sports	1,416 *	9.88 *	619 *	2.72 *	252 *	17.50 *	308 *	2.049 *	237 *
7	ZISTI, Daniel	127 * Riverstone	1,325 *	6.88 *	469 *	2.33 *	132 *	16.60 *	396 *	1.549 *	328 *
8	WOODHAM, Byron	49 * Green Valley	1,321 *	4.63 *	313 *	2.73 *	252 *	16.60 *	396 *	1.517 *	360 *
9	GREGSON, Ryan	17 * Albion Park	1,189 *	3.82 *	232 *	2.71 *	246 *	17.10 *	345 *	1.511 *	366 *
10	GAIRNS, Simon	37 * Colyton/St Clair	1,169 *	5.31 *	381 *	2.37 *	144 *	16.40 *	414 *	2.059 *	230 *
11	HUNTER, Jarrad	98 * Northern Illawarra	1,164 *	6.09 *	429 *	2.60 *	216 *	18.10 *	258 *	2.016 *	261 *
12	LEKKAS, Jared	89 * Springwood	1,134 *	5.25 *	375 *	2.60 *	216 *	18.30 *	244 *	1.578 *	299 *
13	JEFFRIES, Matthew	55 * Springwood	1,132 *	5.27 *	377 *	2.38 *	150 *	17.90 *	274 *	1.546 *	331 *
14	BURGIN, Shannon	71 * Green Valley	1,131 *	7.63 *	506 *	2.61 *	216 *	18.60 *	223 *	2.126 *	186 *
15	FIELD, Brodie	469 * Blacktown	1,122 *	4.99 *	349 *	2.60 *	216 *	17.50 *	308 *	2.031 *	249 *
16	GILBERT, Ben	350 * Blacktown	1,119 *	6.04 *	427 *	2.68 *	240 *	16.10 *	452 *		
17	O'DONNELL, Hayden	721 * Randwick/Botany	1,068 *	5.11 *	361 *	2.40 *	156 *	18.20 *	250 *	1.576 *	301 *
18	ROBERTS, Daniel	7 * Forbes	1,051 *	5.71 *	410 *	2.40 *	156 *	18.50 *	230 *	2.022 *	255 *
19	RAITI, James	68 * Smithfield	1,050 *	5.66 *	408 *	2.71 *	246 *	16.60 *	396 *		
20	SHEPHARD, Brendan	19 * Wollondilly	1,049 *	5.86 *	418 *	2.49 *	180 *	18.40 *	237 *	2.083 *	214 *
21	McBRIARTY, Ryan	37 * Wollongong City	996 *	5.80 *	415 *	2.44 *	168 *	19.40 *	173 *	2.045 *	240 *
22	DUGGAN, Ricky	11 * Coonabarabran	987 *	5.01 *	351 *	2.43 *	162 *	18.20 *	250 *	2.068 *	224 *
23	LONG, Andrew	37 * Glenbrook	964 *	4.65 *	315 *	2.58 *	210 *	18.90 *	203 *	2.050 *	236 *
24	SLY, Adrian	2 * Coffs Harbour	956 *	5.00 *	350 *	2.48 *	180 *	18.60 *	223 *	2.100 *	203 *
25	GARDE, Matthew	7 * Northern Districts	952 *	5.11 *	361 *	2.48 *	180 *	18.80 *	209 *	2.102 *	202 *
26	FAIRFULL, Angus	70 * Green Valley	935 *	5.74 *	412 *	2.34 *	138 *	19.50 *	168 *	2.079 *	217 *
27	FRITH, Murray	269 * Manly Warringah	905 *	7.37 *	493 *	2.39 *	150 *	20.00 *	143 *	2.226 *	119 *
28	SCOTT, Robert	5 * Narramine	646 *	3.81 *	231 *	2.13 *	72 *	20.10 *	138 *	2.097 *	205 *
29	PHIPPS, Saxon	49 * Northern Suburbs	624 *	4.16 *	266 *	2.26 *	114 *	20.60 *	118 *	2.216 *	126 *
30	HENRY, Jaye	95 * Fairfield City	565 *	3.25 *	175 *	2.18 *	90 *	19.90 *	148 *	2.176 *	152 *
31	BORELAND, Marc	247 * Lake Illawarra	509 *	4.62 *	312 *			19.00 *	197 *		
32	NOLAN, Ben	6 * Ambarvale	416 *	4.25 *	275 *	1.86 *	24 *	25.40 *	17 *	2.254 *	100 *
33	HOFFMEISTER, Thomas	30 * Wollondilly	406 *	3.62 *	212 *	1.69 *	14 *	20.90 *	106 *	2.293 *	74 *

UNDER 7 GIRLS

LITTLE ATHLETICS OF N.S.W. MULTI-EVENT POINT SCORE

ENTERED 11-Mar 07:43 PM

PLACE	COMPETITORS NAME	CENTRE	TOTAL * POINTS	SHOT PUT * DIST.	LONG JUMP * POINTS	DIST. * POINTS	100 METRES * POINTS	PACK START * POINTS			
1	* PYMONT, Kayla	170 * Dapto	1,630	6.26	438	3.12	372	16.40	414	1,471	406
2	* COIRO, Samara	170 * Tiger Wests	1,286	4.33	283	2.68	240	16.10	452	1,566	311
3	* BRETT, Cayn	43 * Wyong	1,281	4.41	291	2.70	246	16.70	385	1,518	359
4	* MASSEY, Tiffany	314 * Terrigal/Wamberal	1,218	5.71	410	2.49	180	17.00	355	2,004	273
5	* DA COSTA, Chloe	37 * Smithfield	1,210	5.28	378	2.53	192	17.60	299	1,536	341
6	* O'CONNOR, Rechell	102 * Coffs Harbour	1,140	4.42	292	2.64	228	17.30	326	1,583	294
7	* IANNELLA, Susanna	27 * Lake Illawarra	1,088	4.14	264	2.45	168	17.40	317	1,538	339
8	* GARDE, Cassandra	4 * Northern Districts	1,084	5.23	373	2.44	168	18.50	230	1,564	313
9	* KOSKINAS, Zoe	32 * Nth Rocks/Carlingford	1,004	3.59	209	2.51	186	17.00	355	2,024	254
10	* WATTON, Kimberley	65 * Holroyd	991	3.54	204	2.51	186	17.10	345	2,021	256
=11	* BAIRD, Kirsten	206 * Northern Suburbs	989	3.22	172	2.77	264	17.30	326	2,064	227
=11	* BOSHIER-EGGINS, Simo	6 * Nth Rocks/Carlingford	989	4.54	304	2.40	156	17.20	335	2,114	194
13	* CARRARO, Meagan	4 * Gosford	982	4.56	306	2.52	192	18.30	244	2,045	240
14	* TAYLOR, Lauren	82 * Fairfield City	927	4.57	307	2.17	84	18.10	258	1,599	278
15	* O'NEILL, Elizabeth	80 * Illawong	851	3.48	198	2.43	162	18.70	216	2,002	275
16	* LEESON, Kallee	17 * Coonabarabran	820	4.05	255	2.19	90	18.30	244	2,058	231
17	* PRYER, Kathryn	29 * Port Hacking	803	3.44	194	2.39	150	19.00	197	2,015	262
18	* ROBSON, Ashley	161 * Green Valley	780	3.71	221	2.35	138	19.70	158	2,014	263
19	* De CHELLIS, Sara	45 * Jamison	779	2.85	135	2.49	180	18.50	230	2,054	234
20	* PENNING, Bianca	729 * Manly Warringah	776	3.74	224	2.04	48	18.10	258	2,036	246
21	* KNOX, Emma	230 * Terrigal/Wamberal	645	2.83	133	2.10	66	18.30	244	2,102	202
22	* WILSON, Tammy	51 * Coffs Harbour	608	3.70	220	2.02	42	19.10	191	2,172	155
23	* McDONALD, Caitlin	32 * Jamison	582	4.05	255	2.02	42	20.00	143	2,192	142
24	* CURRAN, Chloe	27 * Gosford	541	4.06	256	1.94	30	20.30	130	2,217	125
25	* ANNISON, Alana	326 * Western Suburbs	535	3.94	244	2.17	84	21.00	103	2,248	104
26	* CHESTER, Rebecca	400 * Camden	520	3.96	246	*	*	17.90	274	*	*
27	* BENNET, Cody	197 * Holroyd	491	3.15	165	1.89	24	20.30	130	2,147	172
28	* McCONNELL, Bridget	151 * Girraween	486	2.95	145	1.94	30	19.30	179	2,207	132
29	* FLANIGAN, Emma	237 * Lake Illawarra	476	1.92	42	2.51	186	19.90	148	2,254	100
30	* McKEE, Page	405 * Manly Warringah	460	3.12	162	2.06	54	20.50	122	2,222	122
31	* PRICE, Victoria	9 * Northern Illawarra	442	4.07	257	*	*	19.20	185	*	*
32	* KISH, Suzanne	85 * Nth Rocks/Carlingford	424	*	*	2.23	102	19.70	158	2,159	164
33	* MACRI, Stephanie	401 * Manly Warringah	387	2.80	130	1.99	30	21.50	88	2,196	139
34	* TAYER, Kirilee	236 * Lake Illawarra	386	3.01	151	1.70	16	22.00	73	2,186	146
35	* FRY, Miranda	11 * Wellington	324	2.60	110	1.91	27	21.00	103	2,279	84
36	* BRAY, Laura	804 * St George	227	2.69	119	1.85	22	*	*	2,275	86
37	* ATTWELL, Sarah	30 * Green Valley	226	2.52	102	1.50	10	22.70	58	2,381	56

UNDER 8 BOYS

LITTLE ATHLETICS OF N.S.W. MULTI-EVENT POINT SCORE

ENTERED 11-Mar 07:40 PM

PLACE	COMPETITORS	CENTRE	TOTAL * POINTS	SHOT PUT * DIST. POINTS	LONG JUMP * DIST. POINTS	DISCUS * DIST. POINTS	100 METRES * TIME POINTS	PACK START * TIME POINTS				
1	WINDRED, Patrick	14 * Wollondilly	2614	5.66	408	3.74	558	619	15.60	514	2.217	515
2	THOMAS, Benjamin	19 * Randwick/Botany	2449	5.86	418	3.36	444	571	15.70	501	2.217	515
3	HALL, Sam	16 * Ambarvale	2362	6.77	463	3.30	426	764	16.80	375	2.485	334
4	LAWSON, Ryan	86 * Wyong	2265	6.66	458	3.47	474	519	16.50	407	2.377	407
5	SMITH, Nathan	193 * Wollongong City	2239	5.55	402	3.59	510	461	16.10	452	2.366	414
6	KOUIS, Jared	277 * St George	2066	6.15	432	3.09	360	434	16.90	365	2.277	475
7	TORY, Jason	71 * Western Suburbs	2010	6.10	430	3.40	456	343	17.60	299	2.267	482
8	MUZEVIC, Aaron	95 * Wollondilly	2005	4.80	330	3.17	384	493	16.50	407	2.401	391
9	HIPWELL, Neil	262 * Port Hacking	1998	6.04	427	3.17	414	420	17.50	308	2.345	429
10	TILLEY, Matthew	63 * Forbes	1979	5.36	386	3.26	414	422	17.30	326	2.342	431
11	HOBBS, Christopher	35 * Wollongong City	1964	5.65	407	3.00	336	423	16.50	407	2.401	391
12	WATSON, Cameron	37 * Terrigal/Wamberal	1963	5.15	365	3.42	462	343	16.50	407	2.408	386
13	CARTWRIGHT, Matthew	73 * Shoalhaven	1892	5.04	354	3.05	348	384	17.00	355	2.312	451
14	LANG, Anthony	8 * Mudgee	1855	5.40	390	2.99	330	471	18.40	237	2.451	357
15	VEAMATAHAU, Eiti-Luso	25 * Holroyd	1843	6.10	430	3.14	378	540	17.30	326	3.086	217
16	POLLOCK, Tarquin	8 * Edgeworth	1820	4.66	316	3.14	378	437	17.30	326	2.441	363
17	McNAMARA, Stephen	162 * Mt Druitt	1815	6.17	433	2.99	330	471	18.40	237	2.469	344
18	CURRINCKX, Daniel	44 * Wollondilly	1798	4.02	252	3.20	396	400	17.00	355	2.395	395
19	LEE, Jason	114 * Revesby Workers	1784	3.84	234	3.20	396	391	17.10	345	2.361	418
20	McINTYRE, Mitchell	211 * Shoalhaven	1764	4.94	344	3.09	360	432	18.30	244	2.410	384
21	SEAGE, Craig	208 * Port Hacking	1761	6.55	452	2.95	318	456	18.10	258	2.568	277
22	TRESCOTT, Martin	321 * Winston Hills	1637	3.94	244	3.00	336	328	17.30	326	2.382	403
23	COUTTS-SMITH, Travis	22 * Northern Ilawarra	1637	4.51	301	2.90	306	458	17.20	335	3.040	237
24	BAYNE, Aaron	8 * Kurralong/Bilpin	1628	4.92	342	2.93	312	473	19.10	191	2.520	310
25	KELLY, Adam	125 * Green Valley	1613	4.43	293	2.97	324	384	18.00	266	2.467	346
26	POPPETT, Andrew	2 * Kiama	1558	4.45	295	3.05	348	328	18.40	237	2.461	350
27	HILL, Kane	144 * Wagga Wagga	1492	4.09	259	2.86	294	389	19.20	185	2.439	365
28	OSORI-BOADU, Westley	33 * Sutherland	1452	3.55	205	3.00	336	278	17.60	299	2.484	334
29	CURRAN, Joshua	26 * Gosford	1273	4.24	274	2.33	132	440	19.40	173	3.003	254
30	McNALLY, Wayne	30 * Colyton/St Clair	1205	4.39	289	2.72	252		17.60	299	2.438	365
31	MOLLER, Brendan	141 * Green Valley	1156	4.07	257	2.45	168	369	19.20	185	3.174	177
32	BLAIR, Adam	294 * Colyton/St Clair	1114	3.50	200	2.53	192	341	19.10	191	3.144	190
33	McDONNELL, Declan	55 * Holroyd	1082	4.29	279	2.17	84	454	21.60	85	3.166	180
34	HOWELL, Malcolm	136 * Campbelltown	912	4.09	259	2.12	72	8.20	20.60	118	3.226	153

UNDER 8 GIRLS

LITTLE ATHLETICS OF N.S.W. MULTI-EVENT POINT SCORE

ENTERED 11-Mar 07:38 PM

PLACE	COMPETITORS	CENTRE	TOTAL * POINTS	SHOT PUT DIST. POINTS	LONG JUMP DIST. POINTS	DISCUS DIST. POINTS	100 METRES TIME POINTS	PACK START TIME POINTS					
1	ROUGHAN, Jade	8 Terrigal/Wamberal	2,114	4.77	3.33	432	519	16.20	440	2,393	396		
2	OSBORNE, Kellie	20 Helensburgh	1,983	6.91	3.06	354	397	17.20	335	2,348	427		
3	DALGIN, Nicolle	81 Western Suburbs	1,879	5.93	3.22	402	487	17.10	345	3,070	224		
4	MANSELL, Jessica	178 Sutherland	1,824	6.48	2.84	288	432	18.10	258	2,538	398		
5	ALCHIN, Elise	185 Northern Districts	1,809	4.43	3.32	432	332	16.90	365	2,406	387		
6	GRIMSHAW, Khali	363 Northern Suburbs	1,799	4.85	3.15	378	478	17.90	274	2,484	334		
7	ALLEN, Amy	93 Nepean	1,761	4.44	2.94	366	372	17.00	355	2,426	374		
8	CASSILLES, Ashleigh	88 Mt Pritchard	1,751	4.41	2.91	414	365	17.00	355	2,496	326		
9	PADOVAN, Melissa	124 Holroyd	1,742	5.56	2.86	294	388	17.30	326	2,489	331		
10	CORFE, Ashlee	21 Coffs Harbour	1,739	4.95	3.45	324	416	17.40	308	2,466	346		
11	PATEMAN, Samantha	395 Northern Suburbs	1,733	5.13	3.63	311	366	13.58	445	17.40	317	3,030	242
12	EVANS, Megan	114 Ingleburn RSL	1,702	4.02	2.52	372	381	16.50	407	2,549	290		
13	DRUITT, Alana	66 Revesby Workers	1,651	4.22	2.72	294	388	17.40	317	2,416	380		
14	LAND, Rebecca	99 Bankstown Sports	1,568	3.25	2.77	264	309	16.20	440	2,417	380		
15	SMITH, Kristie-Lee	232 Randwick/Botany	1,561	3.64	2.14	252	339	17.30	326	2,343	430		
16	MAIDLA, Taimie	32 Wollondilly	1,509	4.77	3.27	327	428	17.20	335	2,359	419		
17	MILLER, Samantha	35 Nepean	1,494	5.03	2.52	192	293	17.70	290	2,437	366		
18	SING, Kara	71 Glenbrook	1,489	4.95	2.81	276	349	18.30	244	2,572	275		
19	REEVE, Jessica	31 Nth Rocks/Carlingford	1,453	4.53	3.03	324	262	17.20	335	3,058	229		
20	LYONS, Stacey	91 Illawong	1,451	4.95	2.91	306	372	18.40	237	3,142	191		
21	PARNELL, Melissa	13 Albion Park	1,435	5.16	2.57	204	407	18.40	237	3,076	221		
22	WATT, Claire	85 Wollondilly	1,379	4.72	3.22	274	258	10.52	368	18.80	209	3,074	222
23	MICHAEL, Adriana	278 Port Hacking	1,359	4.47	2.84	288	383	18.30	244	3,241	147		
24	RAJ, Britney	144 Winston Hills	1,317	4.60	3.10	228	228	10.44	366	18.50	230	3,160	183
=24	MARTIN, Holly	327 Port Hacking	1,317	3.91	2.78	270	386	18.60	223	3,129	197		
26	SIMON, Kierra	724 Randwick/Botany	1,315	3.02	2.63	222	373	18.80	209	2,447	359		
27	BARNES, Alicia	335 Winston Hills	1,310	4.16	2.66	234	284	17.14	284	3,025	244		
28	MAYNARD, Jenna	31 Port Hacking	1,287	4.26	2.53	192	292	9.22	336	17.30	179	2,528	304
29	MOWBRAY, Sian	18 Lake Illawarra	1,283	2.88	138	228	162	17.30	326	2,345	429		
30	EWEN, Amy	9 Wollongong City	1,272	3.62	2.12	300	249	17.80	282	3,059	229		
31	KELLY, Jacinta	11 Lake Illawarra	1,255	3.43	193	204	371	19.10	191	2,540	296		
32	ABU MAHMOUD, Hoda	333 Winston Hills	1,241	4.23	2.73	273	305	19.00	197	3,145	190		
33	WAKEFORD, Ashleigh	5 Wollondilly	1,235	5.76	4.13	220	96	17.70	548	21.20	97	3,386	81
34	GRILLS, Amanda	3 Warradale	1,175	3.63	2.13	277	264	10.96	379	18.60	223	3,353	96
35	CLEMENTS, Elise	349 Girraween	1,106	3.48	198	192	275	18.60	209	3,053	232		
36	FLEMING, Justine	346 Winston Hills	1,069	4.14	2.64	198	198	9.90	353	19.70	158	3,353	96
37	BORNSTEIN, Sarah	400 Northern Suburbs	1,066	3.80	2.30	210	66	7.06	282	18.40	237	3,010	251
=38	DE SANTIS, Stefanie	96 Wollongong City	1,065	5.87	4.18	18	13.78	19.00	197	19.00	197	197	197
=38	CLEGG, Simone	95 Green Valley	1,065	3.28	178	240	5.58	17.80	282	17.80	282	3,267	135
40	GRECH, Sarah	205 Colyton/St Clair	1,041	3.00	150	270	6.34	18.80	209	18.80	209	3,238	148
41	MILNE, Narissa	192 Revesby Workers	987	3.43	193	186	6.00	19.50	168	19.50	168	3,148	189
42	SCHOFIELD, Samantha	26 Shoalhaven	957	4.44	2.33	132	8.86	20.30	130	3.402	74	74	
43	JENNINGS, Catherine	32 Milton-Ulladulla	870	2.89	139	132	5.72	19.80	153	3.103	209	209	
44	DOOLEY, Cassandra	203 Port Hacking	817	2.59	109	162	9.52	18.90	203	18.90	203	203	
45	DOBSON, Rhiannon	92 Warradale	673	3.74	224	24	5.80	22.70	58	3.286	126	126	
46	MILLER, Kirstie	21 Lake Illawarra	664	2.33	83	126	8.28	20.00	143	20.00	143	143	
47	PRICE, Alandra	8 Northern Illawarra	656	2.33	83	318	9.32	338	338	338	338	338	
48	BARAKAT, Andrea	239 St George	415	2.30	80	24	4.34	168	23.90	34	3.324	109	

UNDER 9 BOYS

LITTLE ATHLETICS OF N.S.W. MULTI-EVENT POINT SCORE

ENTERED 11-Mar 07:51 PM

PLACE	COMPETITORS NAME	CENTRE	TOTAL * POINTS	SHOT PUT DIST.	LONG JUMP DIST.	DISCUS DIST.	HURDLES TIME	200 METRES TIME	800 METRES TIME
1	KNOX, Mitchell	3 Terrigal/Wamberal	3774	7.03	626	23.14	10.80	31.40	2.448
2	STEPHENS, Nigel	899 Bankstown Sports	3731	6.66	608	25.40	10.30	31.00	2.549
3	McKAY, Nathan	87 Camden	3642	5.74	562	23.70	10.60	30.70	2.535
4	RICHARDS, Bryce	99 Macquarie Shores	3548	7.94	672	17.78	11.20	31.70	2.463
5	HOWITT, Ryan	2 Woodberry	3536	6.20	585	20.76	11.40	31.30	2.514
6	McBRIARTY, Nathan	38 Wollongong City	3528	6.54	602	18.38	10.30	31.80	2.583
7	SMITH, Andrew	11 Nth Rocks/Carlingford	3438	6.13	581	15.96	11.30	31.30	2.403
8	BLACKETT, Shane	200 Colyton/St Clair	3418	8.50	700	27.28	11.40	34.40	3.098
9	NINYO, Joel	18 Randwick/Botany	3346	7.93	671	26.00	11.60	35.00	3.086
10	BRYANT, Phillip	79 Shoalhaven	3345	5.86	568	18.86	11.50	32.20	2.447
11	YOUNG, Garry	52 Balmain	3316	6.21	585	23.38	11.10	32.50	3.176
12	OUTZEN, Matthew	250 Winston Hills	3299	8.96	723	21.22	10.80	35.00	3.015
13	BERGSSON, Sindri	23 Holroyd	3237	5.68	559	14.92	10.40	34.00	2.556
14	HAYES, Scott	194 Campbelltown	3195	4.94	494	18.58	11.20	32.70	2.533
15	LONG, Ben	5 Balmain	3182	5.17	517	15.74	11.10	31.10	2.572
16	TOMKINS, Mathew	277 Manly Warringah	3176	6.47	598	18.50	11.20	33.30	3.055
17	RUDDUCK, Luke	134 Colyton/St Clair	3166	5.16	516	11.98	10.70	33.30	3.024
18	BODEKER, Jarrad	76 Ambarvale	3154	5.76	563	14.84	10.80	32.50	2.575
19	ANDREAZZA, Stephen	9 Northern Suburbs	3116	6.71	610	18.78	10.90	33.80	3.134
20	WALLIS, Daniel	18 Northern Illawarra	3016	5.47	547	11.34	10.60	32.90	2.536
21	PHIPPS, Sam	108 Northern Suburbs	3005	5.67	558	13.28	11.30	35.30	3.175
22	WATTON, Brett	66 Holroyd	2910	5.10	510	16.64	11.20	34.20	2.429
23	LAWRENCE, Daniel	370 Terrigal/Wamberal	2909	5.49	549	14.26	11.20	32.90	2.536
24	GOVERS, Kieran	105 Wollongong City	2908	5.52	551	10.72	11.60	32.70	2.486
25	TAYLER, Rian	233 Lake Illawarra	2890	5.95	572	23.38	12.50	35.30	3.105
26	DRURY, Steven	5 Nth Rocks/Carlingford	2837	6.04	577	14.92	12.50	34.20	2.489
27	LOW, Mitchell	17 Green Valley	2836	4.37	437	11.70	11.50	33.10	2.586
28	GUNN, Matthew	5 Jamison	2808	3.83	383	11.18	11.70	33.50	3.038
29	GREEN, William	160 Northern Illawarra	2769	4.94	494	13.64	11.90	35.90	3.069
30	GREEN, Timothy	50 Illawong	2768	5.51	550	13.88	12.30	37.20	2.582
31	MONAGLE, Shey	158 Ambarvale	2768	5.13	513	11.18	11.50	33.60	3.128
32	VAUGHAN, Dean	185 Hills District	2710	5.06	506	14.06	11.80	34.90	3.264
33	WILSON, Shane	50 Coffs Harbour	2640	5.06	506	12.36	11.40	34.20	2.424
34	GROZVANOVSKI, Danny	936 Bankstown Sports	2639	4.89	489	17.32	12.00	38.10	2.777
35	McGRATH, Christopher	105 Girraween	2598	5.09	509	13.80	11.90	35.00	3.329
36	ERIKSON, Nicholas	6 Northern Suburbs	2573	4.48	448	13.80	12.60	36.10	3.192
37	DENNIS, Micheal	201 Lake Illawarra	2565	4.49	449	12.80	13.00	37.00	3.082
38	PRYER, Christopher	28 Port Hacking	2556	4.95	495	15.34	13.10	46.3	3.16
39	WYMER, James	40 Wollondilly	2545	4.21	421	12.00	12.30	36.70	3.215
40	GORDON, Stuart	55 Illawong	2499	5.53	551	21.48	12.50	49.3	40.00
41	TERNES, Geoffrey	187 Northern Suburbs	2498	4.38	438	10.56	12.00	37.10	3.006
42	COOKE, Michael	4 Bowral	2494	4.67	467	13.12	12.40	49.8	35.70
43	NICHOLSON, Alex	241 Springwood	2439	4.44	444	11.18	12.40	49.8	34.40
44	MOLLER, Bradley	150 Green Valley	2363	4.44	444	13.28	12.50	49.3	36.00
45	THOMPSON, Scott	99 Revesby Workers	2307	5.82	566	3.05	12.70	48.3	36.90
46	MORRISSEY, Clinton	3 Hills District	2272	4.74	474	2.80	13.40	44.8	38.50
47	ZUR, Nicholas	119 Lake Illawarra	2238	3.76	376	2.73	12.50	49.3	38.30
48	EAST, Timothy	5 Dapto	2203	6.09	579	3.68	10.80	58.2	32.40
49	GORDON, Dennis	58 Coffs Harbour	2166	3.13	313	2.52	12.40	49.8	36.00
50	GIBBARD, Jonathon	227 Holroyd	1823	4.01	401	2.37	14.30	41.5	3.482
51	MADDEN, Luke	8 Hills District	1474	3.16	316	2.22	11.80	40.0	11.3
52	RANKIN, Bryce	109 Green Valley					14.70	396	48.10

UNDER 10 GIRLS

LITTLE ATHLETICS OF N.S.W. MUTLI-EVENT POINT SCORE

ENTERED 11-Mar 07:26 PM

PLACE *	COMPETITORS NAME	CENTRE	TOTAL * POINTS	SHOT PUT * DIST.	LONG JUMP * POINTS	DISCUS * DIST.	HURDLES * TIME	200 METRES * TIME	800 METRES * TIME
1	GLOVER, Emily	129 * Randwick/Botany	3,552	6.06	578	18.74	12.00	30.30	2.461
2	VIDIGAL, Melinda	2 * Holroyd	3,417	5.99	574	16.40	11.80	31.60	2.418
3	ALCHIN, Sarah	184 * Northern Districts	3,404	5.73	561	15.14	11.10	31.00	2.537
4	BORNSTEIN, Elizabeth	300 * Northern Suburbs	3,363	6.37	593	14.58	10.70	31.60	3.150
5	CORBETT, Karryne	43 * Nepean	3,354	6.30	590	22.74	12.20	33.80	2.496
6	FLEMING, Charmaine	6 * Mt Druitt	3,343	5.00	500	9.56	11.30	30.00	2.523
7	MAY, Kirsty	7 * Ambarvale	3,312	7.34	642	27.48	12.60	35.00	3.213
8	MACIEJEWSKI, Cian	7 * Milton-Ulladulla	3,251	5.05	498	15.12	11.80	32.20	2.477
9	McLEAN, Sarah	10 * South Eastern	3,216	5.04	504	13.20	11.80	32.00	2.553
10	JENNINGS, Liz	31 * Milton-Ulladulla	3,190	4.81	481	13.82	11.60	31.10	2.572
11	FACIOLLI, Stacy	11 * Jamison	3,108	5.20	520	10.52	12.50	31.90	2.542
12	MIHALIC, Natalie	200 * Hills District	3,087	7.59	654	26.48	12.80	36.30	3.413
13	JEFFRIES, Kree	26 * Springwood	3,077	4.91	491	16.12	13.50	31.60	3.032
14	CLINGHAN, Rebecca	4 * Holroyd	3,022	5.42	542	15.76	12.20	33.50	2.588
=15	FISHER, Keira	10 * Parramatta	3,017	7.05	627	20.18	12.00	35.90	3.158
=15	RANGI-KEIR, Elizabeth	37 * Sutherland	3,017	6.10	580	19.76	13.60	34.20	3.130
17	MACIEJEWSKI, Jenna	6 * Milton-Ulladulla	2,958	5.09	509	12.38	12.00	33.40	2.546
18	DOODSON, Theresa	160 * Mt Druitt	2,918	4.24	424	13.84	13.00	33.50	3.055
19	MOUSDALE, Taryn	17 * Lake Illawarra	2,907	5.35	535	14.02	12.30	33.80	3.137
20	HORSNELL, Alice	133 * Gosford	2,895	3.64	364	15.32	12.40	32.20	3.045
21	MacRAE, Laura	49 * Bowral	2,874	7.42	646	15.66	13.30	36.00	3.054
22	NEWBLEY, Eilly	132 * Wollongong City	2,839	3.69	369	10.26	11.30	32.00	3.015
23	KELLY, Amanda	87 * Green Valley	2,748	5.28	528	17.70	12.30	36.00	3.500
24	MILNE, Zoe	191 * Revesby Workers	2,648	4.57	457	15.56	12.50	35.40	3.202
25	MOWBRAY, Jennai	19 * Lake Illawarra	2,639	3.83	383	9.90	12.80	35.70	2.542
26	McDONALD, Felicity	31 * Jamison	2,507	3.71	371	12.50	13.30	34.90	3.212
27	BENTLEY, Stephanie	55 * Liverpool City	2,467	5.91	570	14.26	11.70	35.10	3.86
28	VANE, Jessica	70 * Bankstown Sports	2,447	3.89	389	13.70	13.50	37.00	3.162
29	FRANKS, Janaya	615 * Smithfield	2,434	4.08	408	9.64	13.20	35.90	3.130
30	BELICH, Faith-Tara	159 * Hornsby	2,377	4.22	422	11.14	14.90	37.10	3.059
31	EVANS, Haley	113 * Ingleburn RSL	2,376	3.45	345	7.26	14.00	34.50	3.235
32	ZUR, Eleni	118 * Lake Illawarra	2,338	5.94	572	17.18	14.70	39.6	4.050
33	LOMMERSE, Amy	34 * Holroyd	2,336	5.32	532	16.54	14.70	39.6	4.050
34	POPPETT, Vanessa	1 * Kiama	2,314	5.39	539	10.76	14.60	38.50	3.240
35	LEESON, Taya	10 * Coonabarabran	2,306	6.17	583	12.84	12.60	35.50	3.236
36	EBEJER, Charlene	14 * Mt Druitt	2,305	3.66	366	12.84	13.60	38.20	2.77
37	INDRUS, Ilana	24 * Parramatta	2,267	4.79	479	13.24	14.40	39.60	3.374
38	BORELAND, Rosie	248 * Lake Illawarra	1,954	4.31	431	5.68	0	32.40	502
39	DODDS, Rebecca	213 * South Eastern	1,859	4.96	496	2.75	14.90	38.8	37.80
40	CJRRINCKX, Sharon	43 * Wollondilly	1,759	3.91	391	2.58	16.30	33.2	43.30
41	HEINER, Madeline	135 * Wollongong City	1,707	0	0	0	16.30	33.2	43.30
42	MEARS, Chloe	107 * Wollongong City	1,702	3.13	313	8.42	16.10	34.0	22.2
43	BOSHIER-EGGINS, Laura	2 * Nth Rocks/Carlingford	1,693	3.60	360	10.20	26.50	29	39.20
44	WHYE, Kristel	13 * Camden	1,633	0	0	17.4	14.60	40.0	40.20
45	BULL, Marissa	195 * Wollongong City	925	3.37	337	192	0	14.70	396
46	FARNHAM, Sarah	17 * Colyton/St Clair	201	0	0	0	19.90	201	0

UNDER 11 GIRLS:
LITTLE ATHLETICS OF N.S.W. MULTI-EVENT POINT SCORE

PLACE	COMPETITORS	CENTRE	TOTAL POINTS	SHOT PUT DIST.	LONG JUMP DIST.	DISCUS POINTS	HURDLES TIME	200 METRES TIME	800 METRES TIME	POINTS						
1	GREEN, Kimberlee	225 St George	4,300	10.36	793	4.22	683	27.14	784	9.70	648	29.10	883	2.488	709	
2	WARE, Vanessa	1 Port Hacking	4,090	9.87	768	4.19	673	18.48	567	10.50	600	28.60	713	2.428	769	
3	GARDE, Samantha	1 Northern Districts	4,007	9.21	735	4.24	688	24.16	709	11.60	538	29.30	671	2.531	666	
4	FARGIC, Amanda	211 Port Hacking	2,642	8.25	687	3.37	444	20.24	611	13.10	463	33.80	437			
5	THORNTON, Michelle	12 Hills District	2,328	7.90	670	2.70	246	19.24	586	14.90	388	40.60	215	4.139	223	
6	LEKKAS, Jemma	11 Parramatta	3,825	7.85	667	3.80	576	22.26	662	10.30	612	30.30	612	2.501	696	
7	HALATAU, Nania	178 Manly Warringah	3,044	7.77	663	3.11	366	18.50	568	12.40	498	32.40	502	3.260	447	
8	SPECHLEY, Tiffany	367 Eastern Suburbs	3,095	7.73	661	3.29	420	18.20	560	13.50	444	33.90	437	3.024	573	
9	HAMILTON, Alex	51 Mt Pritchard	1,689	7.50	650						576	33.20	463			
10	PENNING, Lissa	409 Northern Suburbs	3,687	7.26	638	3.93	608	22.32	663	10.80	582	30.00	629	3.060	547	
11	COMER, Elisha	38 Manly Warringah	3,664	7.18	634	3.78	570	14.16	459	10.50	600	30.40	607	2.403	794	
12	HESP, Rheana	470 Manly Warringah	3,127	7.16	633	3.22	492	23.22	686	12.80	478	34.50	411	3.119	517	
13	SCOTT, Belinda	215 Bankstown Sports	2,560	7.08	629	2.87	294	15.40	490	13.20	458	35.20	386	3.547	303	
14	PARTBRIDGE, Lauren	1 Northern Suburbs	3,644	7.03	626	4.24	688	16.72	523	10.00	630	29.50	659	3.117	518	
15	DALY, Rebecca	11 Mudgee	3,211	6.97	623	3.19	390	17.70	548	11.40	548	32.10	517	3.012	585	
16	DONNELLY, Bree	11 Wollondilly	3,813	6.95	622	4.26	693	16.52	518	10.00	630	28.70	707	2.554	643	
17	HODGES, Alexandra	148 Manly Warringah	3,416	6.89	619	3.93	608	15.70	498	10.00	630	31.30	562	3.156	499	
18	COULON, Crystelle	87 Springwood	3,758	6.88	619	3.73	552	21.64	646	11.20	558	29.50	659	2.473	724	
19	KELLY, Stacey	90 Lake Illawarra	3,511	6.79	614	3.92	608	11.88	402	11.30	553	29.90	635	2.498	699	
20	REES, Madeline	109 Wollongong City	2,542	6.71	610	3.31	426	17.44	541	11.80	528	33.80	437			
21	HAWKE, Alicia	2 Green Valley	3,580	6.66	608	4.01	628	14.34	464	11.30	553	29.80	641	2.511	686	
22	LANG, Rebecca	8 Green Valley	3,117	6.63	606	3.53	492	15.98	505	12.40	498	32.10	517	3.155	499	
23	DOOLEY, Rhannon	185 Winston Hills	1,953	6.63	606	2.39	150	14.40	465	5.00	384	39.80	229	4.451	119	
24	WALSH, Melanie	469 Manly Warringah	3,608	6.60	605	3.78	570	14.68	472	10.50	600	30.10	623	2.459	738	
25	COUTTS-SMITH, Lauren	17 Kiama	3,566	6.58	604	4.02	639	13.70	448	11.50	543	29.60	653	2.512	685	
26	DOBSON, Sarah-Jane	85 Green Valley	3,306	6.46	598	4.05	638	14.96	479	11.40	548	31.40	557	3.182	486	
27	JONES, Nicola	3 Shoalhaven	3,168	6.40	595	3.70	546	13.58	445	12.70	483	33.10	552	3.059	547	
28	LOW, Emily	37 Manly Warringah	3,010	6.36	593	3.32	432	17.08	532	13.00	488	33.10	476	3.136	509	
29	AINSWORTH, Gemma	322 Campbelltown	3,049	6.28	589	3.24	408	14.50	468	12.60	488	32.60	489	2.590	607	
30	BAKER, Stephanie	91 Warradale	3,158	6.15	582	3.28	420	15.78	500	12.20	508	30.70	592	3.041	556	
31	GARRANT, Jennifer	2 Warradale	2,880	6.12	581	3.42	462	18.50	568	12.00	518	34.90	398	3.447	383	
32	CARROLL, Dominique	467 Manly Warringah	3,385	6.10	580	4.13	658	14.56	469	10.60	594	31.20	567	3.160	497	
33	MONAGLE, Jaymie	410 Revesby Workers	3,035	6.09	579	3.47	474	12.66	422	12.00	518	33.20	463	3.018	579	
34	CHAIM, Brooke	345 Terrigal/Wamberal	2,937	6.08	579	3.11	366	17.30	538	13.40	448	33.60	450	3.041	556	
35	WILKIN, Megan	349 Blacktown	2,365	6.04	577	3.95	613				10.70	588	30.80	587		
36	CARR, Amy-Louise	11 Terrigal/Wamberal	3,472	6.04	577	3.77	564	15.54	494	11.90	523	29.20	677	2.560	637	
37	SCOTT, Sara	310 Manly Warringah	1,947	6.05	577	2.78	270	15.28	487	13.70	436	42.50	177			
38	GRILLS, Chantelle	3,261	5.95	572	3.58	510	12.74	424	11.70	533	31.00	577	2.552	645		
39	CLEGG, Chantel	2,385	5.87	568	3.10	366	18.40	565	12.60	488	34.80	398				
40	MEIZER, Tina	1,419	5.50	550							13.20	458	34.50	411		
41	CARROLL, Lyndall	3,572	5.47	547	3.80	576	15.18	485	12.60	488	29.30	671	2.392	805		
42	GIBSON, Rachelle	3,162	5.44	544	3.35	438	14.44	466	11.40	548	30.00	629	3.079	537		
43	MOZDZIEJZ, Sarah	2,863	5.42	542	3.36	444	11.28	387	13.00	468	32.50	502	3.114	520		
44	MARTIN, Kiri	4,400	5.33	533	3.14	378	12.80	425	12.20	508	33.70	450	3.077	538		
45	ONEIL, Ashleigh	51 Liverpool City	2,540	5.26	526	3.14	378	14.20	460	12.70	483	34.90	398	3.564	295	
46	SEAGE, Nicole	11 Kurralong/Bilpin	3,226	5.25	525	3.53	492	12.14	409	12.10	513	31.40	557	2.467	730	
47	DAVIS, Megan	4 Wollondilly	3,195	5.24	524	3.80	576	10.52	368	10.30	612	30.70	592	3.107	523	
48	POYSE, Amanda	205 Port Hacking	3,023	5.24	524	3.03	342	12.42	416	11.90	523	32.70	489	2.468	729	
49	DALLA VECCHIA, Sonia	157 Ambarvale	2,745	5.21	521	3.78	570				12.40	498	31.30	562	3.003	534
50	BAYNE, Kayla	2,167	5.20	520							11.58	395	34.70	398	3.461	346
51	HILDEBRAND, Jenna	10 Revesby Workers	2,640	5.10	510	3.05	348	11.94	404	12.70	483	34.10	424	3.211	471	
52	SIMON, Tamara	141 Bankstown Sports	2,112	4.84	484	2.70	246	10.86	377	13.40	448	38.20	277	3.594	280	
53	GILBERT, Emma	224 Shoalhaven	2,891	4.81	481	3.57	504	11.62	396	13.20	458	31.30	562	3.174	490	
54	PEGRAM, Gabrielle	4 Narromine	3,377	4.80	480	3.82	582	13.80	450	11.60	538	29.70	647	2.517	680	
55	LANGHAM, Jeanette	7 Rutherford	2,870	4.36	436	3.38	450	7.86	302	11.90	523	32.10	517	2.555	642	
56	CHANNELLS, Kate	2,815	4.36	436	3.42	462	12.80	420	12.00	518	34.10	424	3.044	555		
57	ONEILL, Narelle	161 Kurralong/Bilpin	2,771	4.31	431	3.04	348	12.70	423	12.20	508	34.30	424	2.560	637	
58	JACKA, Ashleigh	107 Port Hacking	2,777	4.27	427	3.56	504	12.90	428	11.50	543	32.60	489	3.182	486	
59	DIVINE, Aleeda	94 Green Valley	2,925	4.22	422	3.28	420	12.18	410	12.10	513	31.90	532	2.569	628	
60	SEKULOVSKI, Anita	41 Green Valley	2,406	3.79	379	2.93	312	9.98	355	12.60	488	35.40	374	3.158	498	
61	PADOVAN, Jessica	37 Port Hacking	2,309	3.49	349	2.98	330	10.16	359	13.80	432	34.40	411	3.298	428	

UNDER 12 BOYS

LITTLE ATHLETICS OF N.S.W. MULTI-EVENT POINT SCORE

ENTERED 11-Mar 07:33 PM

PLACE	COMPETITORS NAME	CENTRE	TOTAL POINTS	SHOT PUT DIST.	SHOT PUT POINTS	LONG JUMP DIST.	LONG JUMP POINTS	DISCUS DIST.	DISCUS POINTS	HURDLES TIME	HURDLES POINTS	200 METRES TIME	200 METRES POINTS	800 METRES TIME	800 METRES POINTS
1	COOKE, Aaron	2 * Bowral	4,683	11.08	829	4.19	673	38.04	989	10.50	600	28.60	713	2,318	879
2	DAVIS, Geoff	485 * Manly Warringah	4,580	9.14	732	4.55	733	36.94	971	10.20	618	29.40	665	2,366	831
3	CARTER, Matthew	1 * Edgeworth	4,380	8.53	703	4.35	713	29.76	849	10.20	618	28.80	701	2,399	798
4	THORNELL, John	1 * Green Valley	4,340	7.92	666	4.64	788	26.40	765	10.00	630	28.50	719	2,425	772
5	MAWSON, Heath	205 * Manly Warringah	4,256	7.74	662	4.44	738	22.98	680	9.80	642	28.60	713	2,376	821
6	HALL, Brook	14 * Ambarvale	4,247	6.11	580	4.25	688	21.56	644	9.70	648	28.10	747	2,257	940
7	STICKLER, Paul	5 * Ambarvale	4,168	7.13	631	4.34	713	23.48	692	9.40	666	27.40	796	2,527	670
8	MCCONNELL, Glenn	150 * Girraween	4,142	6.67	608	4.11	653	19.50	593	10.20	618	27.60	782	2,309	888
9	JEFFRIES, Gavin	31 * Springwood	4,089	6.24	587	4.20	678	18.12	558	10.50	600	27.60	782	2,313	884
10	PERRIN, Michael	103 * Tuggerah Lakes	4,071	6.46	598	4.12	658	19.48	592	11.00	570	28.90	695	2,239	958
11	BUXTON, Adrian	4 * Nepean	4,020	6.79	614	4.46	743	18.30	563	10.00	630	27.50	789	2,516	681
12	WILLIS, Matthew	6 * Springwood	4,013	6.60	605	4.12	658	20.26	612	10.40	606	29.40	665	2,330	867
13	LUND, Dale	699 * Manly Warringah	4,003	7.85	667	4.06	643	20.20	610	11.40	548	27.90	761	2,423	774
14	DAVIS, Scott	486 * Manly Warringah	3,941	7.82	666	3.79	570	23.16	684	10.00	630	30.50	602	2,408	789
15	MANWARING, Tristan	100 * Girraween	3,930	9.54	752	3.73	552	28.76	824	10.90	576	30.20	617	2,588	603
16	YU, Adam	268 * Ambarvale	3,857	6.04	577	4.12	688	16.52	518	10.10	624	29.20	677	2,394	809
17	ROSS, Michael	4 * Sutherland	3,828	6.44	597	4.21	678	18.36	564	10.90	576	27.90	761	2,545	652
18	MADDEN, Daniel	7 * Hills District	3,822	7.91	670	3.98	623	28.28	812	17.40	288	28.80	701	2,469	728
19	BENNETT, Adam	107 * Winston Hills	3,788	6.52	601	3.97	618	21.68	647	12.00	518	29.10	683	2,476	721
20	McNALLY, Grant	32 * Colyton/St Clair	3,769	6.33	591	3.76	564	23.10	683	11.80	528	28.20	740	2,534	663
21	MOWBRAY, Brad	20 * Lake Illawarra	3,765	5.57	553	4.07	643	18.20	560	11.80	528	29.30	671	2,387	810
22	GOVERS, Hayden	106 * Wollongong City	3,699	6.88	619	4.28	698	14.50	468	10.80	582	29.10	683	2,548	649
23	SMALL, David	112 * Illawong	3,694	7.65	657	3.19	390	26.06	757	11.20	558	31.50	552	2,417	780
24	POPPETT, Jared	10 * Kiama	3,656	7.13	631	3.35	438	22.44	668	13.20	458	30.90	582	2,316	881
25	RUDDUCK, Scott	136 * Colyton/St Clair	3,625	5.95	572	3.88	598	19.54	594	11.00	570	30.20	617	2,523	674
26	HALL, Martin	112 * Manly Warringah	3,590	6.54	602	3.80	576	23.74	699	11.00	570	30.30	612	3,091	531
27	SHINN, Christopher	40 * Green Valley	3,589	6.55	602	4.02	633	16.60	520	11.60	538	29.40	665	2,566	631
28	PRYER, Damian	27 * Port Hacking	3,569	6.34	592	3.39	450	18.64	571	12.50	493	30.70	592	2,326	871
29	HENDRIX, Carl	214 * Revesby Workers	3,547	6.52	601	3.71	546	14.62	471	10.60	594	30.90	582	2,444	753
30	GRIFFIN, Tom	53 * Manly Warringah	3,520	6.21	585	3.69	540	21.80	650	10.10	624	30.00	629	3,169	492
31	MITCHELL, Daniel	87 * South Eastern	3,506	5.01	501	3.90	603	14.44	466	10.70	588	30.40	607	2,456	741
32	CUPIT, James	44 * Rutherford	3,495	5.48	548	3.25	408	17.90	553	12.70	483	29.80	641	2,335	862
33	McILWRAITH, Andrew	21 * Springwood	3,400	6.69	609	3.24	408	26.46	767	12.70	483	33.00	476	2,540	657
34	GAINES, Ryan	36 * Colyton/St Clair	3,295	6.15	582	3.59	510	22.92	678	12.10	513	32.00	517	3,164	495
35	CHERRIE, Blake	298 * Hills District	3,285	5.22	522	3.25	408	16.26	512	13.30	453	31.20	567	2,374	823
36	KINGSMAN, Wayne	1 * Narromine	3,278	6.24	587	3.54	498	18.74	574	12.80	478	30.50	602	3,075	539
37	JIMENEZ, Robert	2 * Lake Illawarra	3,260	5.88	569	3.48	480	12.92	428	11.70	533	30.40	607	2,554	643
38	MACIEJEWSKI, Shannan	5 * Milton-Ulladulla	3,236	6.87	618	3.62	522	19.84	601	12.10	513	33.00	476	3,142	506
39	MAYNARD, Darrin	99 * Port Hacking	3,189	6.87	618	3.50	496	19.70	598	12.40	498	33.80	437	3,049	552
40	BERGSSON, Karl	100 * Holroyd	3,178	5.48	548	3.61	516	15.80	500	12.00	518	32.70	489	2,590	607
41	RANKIN, Stalene	110 * Green Valley	3,100	6.41	595	3.46	474	17.08	532	12.20	508	32.50	502	3,178	489
42	KOVACEVIC, Daniel	15 * Highlanders	3,048	4.81	481	3.63	522	12.44	416	11.40	548	31.90	532	3,055	549
43	AGAR, Greg	68 * Glenbrook	3,020	5.46	546	3.62	522	15.24	486	13.20	458	32.80	489	3,115	519
44	WILSON, Timothy	49 * Cofts Harbour	3,011	5.20	520	3.48	480	13.92	453	12.20	508	32.30	502	3,057	548
45	DE SANTIS, Damian	95 * Wollongong City	3,009	4.19	673	3.024	859	30.24	859	15.00	384	28.20	740	2,460	737
46	CABANAS, Alex	5 * Lake Illawarra	3,003	12.11	880	3.14	378	38.56	998	15.00	286	37.70	286	4,579	77
47	LEWIS, Brendan	51 * Illawong	3,003	4.10	410	3.61	516	14.32	463	12.20	508	31.10	572	3,085	534
48	McGRATH, Chris	65 * Lake Illawarra	2,948	7.92	671	3.08	360	32.44	896	14.40	408	36.30	338	4,003	275
49	BRYANT, Christopher	78 * Shoalhaven	2,830	6.43	586	3.01	336	20.28	612	14.40	408	35.30	374	3,146	504
50	JENNINGS, Nic	30 * Milton-Ulladulla	2,783	5.89	569	3.10	366	12.40	470	12.40	498	28.60	713	2,560	637
51	MADDEN, Luke	11 * Hills District	2,550	6.86	618	4.02	633	24.94	729	11.00	570	30.50	602	3,075	539
52	O'BRIEN, Edward	163 * Springwood	2,264	4.16	416	2.72	252	11.00	380	15.40	368	37.80	286	3,035	562
53	GREEN, Andrew	111 * Illawong	2,095	5.36	536	3.05	348	18.72	573	14.00	424	35.80	362	3,377	388
54	RAYNER, Nathan	16 * Hills District	2,002	5.36	536	2.69	240	16.68	522	14.40	408	37.60	296	3,168	493
55	RUSSELL, Michael	245 * Port Hacking	1,975	3.03	342	3.03	342	31.04	872	16.20	336	39.80	229	3,031	566
56	O'BRIEN, Earl	170 * Springwood	1,726	2.64	228	2.64	228	10.48	367	16.20	336	39.80	229	3,031	566
57	CHAPMAN, Leon	6 * Holroyd	1,106	9.20	735	2.71	246	10.48	367	16.20	336	39.80	229	3,031	566

UNDER 13 BOYS

LITTLE ATHLETICS OF N.S.W. MULTI-EVENT POINT SCORE

ENTERED 11-Mar 07:31 PM

PLACE	COMPETITORS	CENTRE	TOTAL POINTS	SHOT PUT	LONG JUMP	DISCUS	HIGH JUMP	HURDLES	200 METRES	800 METRES							
			POINTS	DIST. POINTS	POINTS	DIST. POINTS	POINTS	TIME	POINTS	POINTS							
1	ABOU MAHMOUD, Ahmed	60 * Winston Hills	6299	11.75	862	5.27	943	33.94	921	1.40	665	12.00	1120	25.50	932	2.341	856
2	KIRKBY, Ben	199 * Balmain	6191	9.92	771	4.91	853	34.04	922	1.45	740	12.60	1048	25.80	908	2.248	949
3	VASILOPOULOS, Angelo	23 * Balmain	6098	12.51	900	4.82	833	36.34	991	1.60	965	14.10	978	26.70	845	2.471	726
4	WOOD, Elliott	57 * Manly Warringah	5874	8.52	701	4.77	818	25.14	734	1.50	815	13.20	966	26.40	866	2.233	964
5	LAPIERRE, Fabrice	3 * Blacktown	5606	7.44	647	4.72	808	21.10	633	1.52	845	13.00	1000	26.60	852	2.376	821
6	CARTER, Christopher	7 * Woodberry	5572	10.89	873	4.99	873	23.82	701	1.40	665	13.90	892	26.50	859	2.434	763
7	SLOANE, Greg	117 * Lake Illawarra	5546	10.04	777	4.45	738	32.38	895	1.40	665	15.40	736	26.40	866	2.328	869
8	FOTHERINGHAM, Scott	159 * Port Macquarie	5469	10.46	798	4.24	688	28.78	825	1.40	665	13.80	904	28.00	754	2.362	835
9	WILSON, Jeremy	18 * Coffs Harbour	5467	9.11	730	4.50	753	18.54	569	1.35	590	14.60	988	27.00	824	2.334	863
10	HUGHSON, Shaun	187 * Macquarie Shores	5354	8.59	701	4.59	773	23.42	691	1.35	590	14.60	988	27.00	824	2.334	863
11	THOMAS, Adam	55 * Albion Park	5337	10.05	777	4.41	728	27.82	796	1.45	740	14.20	856	27.30	803	2.560	637
12	HAGAN, Ben	1 * Illawong	5333	9.45	747	3.98	623	23.72	698	1.50	815	16.50	637	27.50	789	2.173	1024
13	JACENKO, Alexander	111 * Balmain	5274	8.52	701	4.46	743	26.66	772	1.54	875	14.00	880	28.90	695	2.589	608
14	MCDONALD, Daniel	24 * Wollongong City	5264	7.73	661	4.49	748	24.00	705	1.40	665	14.40	832	27.70	775	2.319	878
15	KIRKMAN, Simon	311 * St George	5257	7.48	649	4.72	808	20.90	628	1.30	531	13.90	892	26.50	859	2.307	890
16	SPOONER, Anthony	701 * Manly Warringah	5225	8.33	691	4.47	743	17.52	543	1.40	665	12.80	1024	26.10	887	2.525	672
17	MITCHELL, Adam	86 * South Eastern	5139	6.90	620	4.40	728	15.84	501	1.40	665	14.20	856	27.30	803	2.231	966
18	CARRARO, Matthew	2 * Gosford	5124	8.51	700	3.75	558	20.30	613	1.45	740	13.20	976	28.80	701	2.361	836
19	STOTT, Ryan	52 * Sutherland	5021	6.24	587	4.41	728	11.10	393	1.40	665	13.30	984	26.80	838	2.341	856
20	FITZGERALD, Joel	451 * Northern Suburbs	4995	7.35	642	4.28	698	25.50	743	1.25	491	14.70	799	28.60	713	2.288	909
21	WEST, Timothy	13 * Forbes	4759	8.80	715	4.14	663	21.60	645	1.45	740	13.50	940	30.50	602	3.246	454
22	WALLACE, Phillip	58 * Manly Warringah	4737	6.25	587	4.39	723	11.84	401	1.40	665	15.80	646	28.90	695	2.327	870
23	TAYLOR, Allan	48 * Green Valley	4641	8.07	678	3.93	608	20.36	614	1.50	665	16.40	700	28.10	747	2.568	629
24	CHAIM, Ryan	56 * Manly Warringah	4630	7.52	651	4.08	648	18.28	582	1.45	740	14.50	820	29.20	677	3.089	532
25	NICHOLAS, Jonathan	101 * Bankstown Sports	4576	6.61	605	3.82	582	14.56	469	1.35	590	15.50	727	28.40	726	2.320	877
26	HYDE, Brenton	4822 * Lake Illawarra	4522	6.75	612	4.00	628	18.54	569	1.30	531	15.40	736	28.50	719	2.470	727
27	TOOLE, Wayne	64 * Lake Illawarra	4446	6.37	593	4.06	643	18.64	571	1.30	531	16.70	619	29.40	665	2.373	824
28	MORMUL, Ryan	140 * Greystanes	4422	10.73	811	3.72	552	29.94	854	1.05	391	16.20	664	30.60	597	3.047	553
29	DENNIS, Paul	202 * Lake Illawarra	4386	7.98	674	3.84	588	18.66	572	1.25	491	15.80	700	29.80	641	2.477	720
30	PAYNE, Kyle	12 * Tilligerry	4298	7.69	659	4.10	653	18.32	563	1.20	466	16.00	682	29.70	647	2.569	628
31	POVSE, David	214 * Bankstown Sports	4283	7.24	637	3.79	570	23.56	694	1.35	590	15.50	727	31.50	552	3.127	513
32	HADDOCK, Alex	34 * Springwood	4276	6.07	578	3.83	582	15.68	497	1.25	491	13.50	940	29.40	665	3.108	523
33	TASKER, Scott	152 * Wwyong	4272	7.85	667	1.76	18	25.14	734	1.35	590	14.80	790	29.40	665	2.389	808
34	SCOTT, Brendan	123 * Smithfield	4257	6.30	590	3.79	570	20.60	620	1.25	491	14.30	844	29.60	653	3.175	489
35	McQUILLAN, Mitchell	69 * Green Valley	4218	6.96	623	3.95	613	17.08	532	1.20	466	15.80	700	31.10	572	2.485	712
36	HALL, Luke	120 * Manly Warringah	4050	5.65	557	3.68	540	16.58	520	1.20	466	16.80	610	30.60	597	2.437	760
37	MURPHY, Adam	7 * Wollongong City	4030	14.92	1021	4.17	668	41.78	1051	*	16.70	16.70	619	29.30	671	*	*
38	O'CONNOR, Kieran	4 * Raymond Terrace	3793	6.67	608	3.49	480	13.80	450	1.15	441	18.40	480	31.30	562	2.425	772
39	LONG, Nicholas	100 * Glenbrook	3782	7.42	646	3.16	384	23.22	686	1.10	416	16.70	619	32.00	517	3.126	514
40	SEAGE, Nathan	213 * Port Hacking	3759	10.22	786	3.89	598	26.22	761	1.25	491	18.20	494	30.00	629	3.020	577
41	TASKER, Adam	153 * Wwyong	3741	6.95	622	3.54	498	13.22	436	1.15	441	18.60	466	28.80	701	3.020	577
42	PARTIDGE, Nicholas	91 * Lake Illawarra	3586	5.99	574	3.41	456	12.72	423	1.10	416	17.60	538	30.70	592	3.010	587
43	HAZELTON, David	20 * Dapto	3007	5.89	569	3.08	360	17.26	537	1.20	466	21.30	300	37.80	286	3.175	489
44	MARSHALL, Matthew	34 * Fairfield City	2892	*	*	3.27	414	15.08	482	1.15	441	17.40	556	31.60	547	3.270	442
45	McMAHON, Andrew	16 * Fairfield City	2646	*	*	3.25	408	21.14	634	1.10	416	16.90	601	30.80	587	*	*
46	MURRAY, Damien	247 * Girraween	2506	*	*	3.83	582	16.46	517	*	15.00	772	29.90	635	*	*	
47	LUTZE, Nathan	186 * Port Hacking	2500	6.91	620	3.32	432	13.30	438	*	19.70	396	37.60	296	3.518	318	*
48	RICKABY, Phillip	16 * Springwood	1724	10.96	823	*	32.74	901	*	*	*	*	*	*	*	*	*
49	WALSH, Justin	56 * Shoalhaven	1073	*	*	18.64	571	*	*	*	*	*	*	32.30	502	*	*

UNDER 15 BOYS

LITTLE ATHLETICS OF N.S.W. MULTI-EVENT POINT SCORE

ENTERED 11-Mar 07:44 PM

PLACE	COMPETITORS	NAME	CENTRE	TOTAL * POINTS	SHOT PUT * DIST. POINTS	LONG JUMP * DIST. POINTS	DISCUS * DIST. POINTS	HIGH JUMP * DIST. POINTS	HURDLES * TIME POINTS	100 METRES * TIME POINTS	800 METRES * TIME POINTS
1	* GEDDES, David	289	* Manly Warringah	7,655	12.74	912	35.34	1.85	13.60	11.70	2,090
2	* JACENKO, Stephen	200	* Balmain	7,513	14.64	1,007	40.12	1.80	13.90	11.70	2,350
3	* WINDSHAM, Ross	62	* Manly Warringah	7,410	13.08	929	43.86	1.75	13.40	11.90	2,249
4	* WIGNELL, Tony	1	* Smithfield	7,188	15.10	1,030	51.44	1.60	13.90	11.50	2,251
5	* McHUE, Henderson	4	* Albion Park	6,672	11.25	837	26.76	1.50	13.30	11.70	2,381
6	* McMILLAN, Jared	1	* Macquarie Shores	6,629	10.07	778	34.22	1.55	14.00	12.20	2,342
7	* BARBURAN, Danish	10	* Winston Hills	6,510	10.04	777	36.36	1.55	14.60	12.40	2,323
8	* BAKER, Geoffrey	220	* Northern Suburbs	6,478	9.36	743	37.32	1.60	14.70	12.80	2,208
9	* FRAPPELL, Kieren	150	* Bankstown Sports	6,384	12.60	905	34.32	1.55	15.70	12.80	2,468
10	* RICKABY, Joshua	6	* Springfield	6,274	11.43	846	34.94	1.55	14.70	12.80	2,164
11	* ROBERTS, Adam	5	* Forbes	6,186	10.57	803	40.50	1.45	15.20	12.80	2,333
12	* WARD, Nathan	255	* Hornsby	6,149	9.52	751	29.40	1.55	15.00	12.70	2,225
13	* CLARK, Steven	200	* Wollongong City	6,118	11.84	867	41.14	1.65	16.00	12.50	2,519
14	* CARTER, Brendan	4	* Kurrajong/Blipin	6,021	11.45	847	36.90	1.55	16.90	12.90	2,296
=15	* TAYLOR, Christopher	34	* St George	5,909	10.80	815	23.02	1.50	15.40	12.00	2,468
=15	* ECCLES, Steven	34	* St George	5,909	11.57	853	24.00	1.70	16.00	12.30	3,054
17	* AUSTIN, Steven	1	* Ambarvale	5,903	9.54	752	31.60	1.50	15.00	12.70	2,333
18	* MONTGOMERY, Luke	1	* Nepean	5,831	9.88	769	23.12	1.65	16.40	13.20	2,212
19	* BENNETT, Nicholas	2	* Winston Hills	5,711	10.82	816	26.70	1.50	15.40	12.80	2,420
20	* DE-GROTT, Nathan	340	* Campbelltown	5,683	9.20	735	24.30	1.45	15.40	12.80	2,367
21	* WILCOCK, Christopher	54	* Hornsby	5,652	8.27	688	31.86	1.55	14.10	13.00	2,125
22	* MALCOLM, Richard	63	* Manly Warringah	5,608	10.48	799	32.52	1.65	16.10	14.20	2,522
23	* JOHN, Nicholas	237	* Bankstown Sports	5,575	8.64	707	18.88	1.40	16.65	11.80	2,363
24	* STEWART, Colin	7	* Smithfield	5,396	10.21	785	40.26	1.35	16.70	13.40	2,371
25	* TRAN, David	79	* Hornsby	5,389	12.49	899	40.52	1.40	16.65	14.50	2,246
26	* PECK, Tim	72	* Katumba	5,334	7.67	658	24.68	1.55	18.40	12.60	2,376
27	* RICHARDS, Barry	1	* Sawmill-Toormina	5,241	7.37	643	22.24	1.45	16.20	13.30	2,350
28	* BARNES, Ben	3	* Winston Hills	5,133	8.55	702	31.32	1.30	18.00	12.90	2,400
29	* GARTNER, Jay	168	* Manly Warringah	5,131	7.03	626	23.70	1.65	17.50	14.70	2,314
30	* METCALF, Ben	76	* Goulburn	5,090	8.04	677	20.80	1.50	16.40	14.30	2,445
31	* HACKETT, Paul	136	* Lethbridge Park	5,002	8.05	677	23.52	1.25	17.20	13.30	2,329
32	* GARNER, Mathew	108	* Campbelltown	4,986	7.98	674	18.16	1.25	17.80	12.40	2,329
33	* TENNIKOFF, Matthew	276	* Hills District	4,752	6.74	599	22.36	1.50	16.40	13.80	2,240
34	* GRIMM, Matthew	13	* Lake Illawarra	4,640	9.03	726	21.26	1.40	16.65	14.20	2,356
35	* GRIMM, Simon	15	* Lake Illawarra	4,552	7.22	636	19.54	1.45	17.40	13.70	2,286
36	* TAYLOR, Glen	147	* Kurrajong/Blipin	4,332	7.03	628	16.06	1.25	19.80	13.20	2,270
37	* CULKIN, Neal	4	* St George	3,649	6.15	582	20.12	1.25	20.30	14.50	3,045
38	* FENTON, Mark	85	* Fairfield City	3,433	5.66	558	17.50	1.20	21.30	16.20	2,486
39	* RAWLINGS, Matthew	22	* Hills District	2,634	8.62	706	18.78	1.20	12.40	1,037	2,175
40	* CORNELIUS, Stewart	181	* Campbelltown	2,323	8.62	706	18.78	1.20	15.60	734	1,022

